

# PH6003-1B

## 适用于SIS系统中DI/D0信号配套

Applied in SIS controller DI/DO signals input

### 电源特性 Power data

供电电压 Supply voltage	16~35V DC
电流损耗 Current consumption	≤35mA (24V DC)

### 输入特性 Input data

通道数 Number of channels	1
输入电流 Input current	≤35mA (24V DC)
导线电阻 Cable resistance	≤15Ω
输入设备 Input devices	SIS系统DI/D0信号配套 SIS controller DI/DO signals

### 输出特性 Output data

触点数量 Number of contacts	1NC
触点材料 Contact material	AgSnO <sub>2</sub>
触点熔丝保护 Excontact fuse protection	5A (Internal)
切换容量 Utilisation category	5A/250V AC; 5A/24V DC

### 时间特性 Time data

吸合缓冲时间 Switch-on delay	≤30ms
释放缓冲时间 Delay-on de-energisation	≤40ms
恢复时间 Recovery time	≤30ms
电源短时中断 Supply short interruption	20ms

### 环境特性 Environmental data

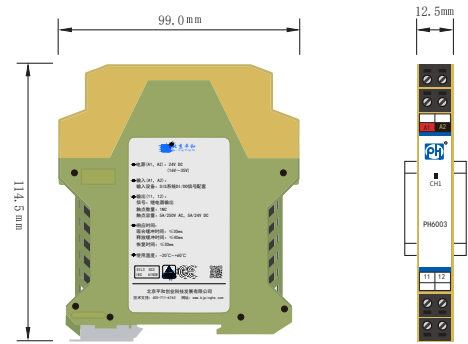
电磁兼容 EMC	EN 60947, EN 61000-6-2, EN 61000-6-4
振动频率 Vibration frequency	10Hz~55Hz
振动幅度 Vibration amplitude	0.35mm
使用温度 Ambient temperature	-20°C~+60°C
储存温度 Storage temperature	-40°C~+85°C
相对湿度 Relative humidity	10%~90%

### 绝缘特性 Insulation data

过压等级 Overvoltage category	III
污染等级 Pollution degree	2
额定绝缘电压 Rated insulation voltage	250V AC
额定冲击电压 Rated impulse voltage	6000V (1.2/50μs)
绝缘强度 Dielectric strength	1500V AC, 1min
电气间隙和爬电距离 Clearance and creepage distance	EN 60947-1

### 功能安全参数 Functional safety parameters

安全完整性等级 SIL	SIL3
-------------	------



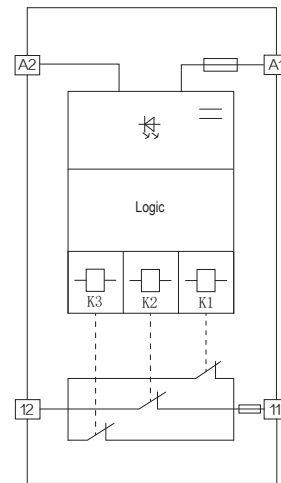
高H × 宽W × 深D: 99mm × 12.5mm × 114.5mm



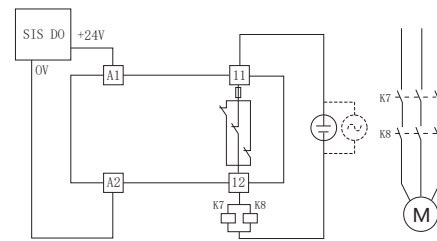
### 产品特性 Features

- 独立单通道 Separate one channels
- 三重冗余 Triple redundancy
- 内部触点熔丝保护 Internal Excontact protection

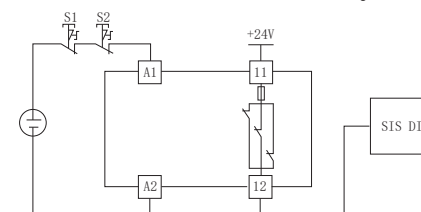
### 功能框图 Block diagram



### 接线示意图 Wiring diagram



SIS系统DO信号配套 SIS controller DO signals



SIS系统DI信号配套 SIS controller DI signals